


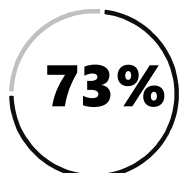

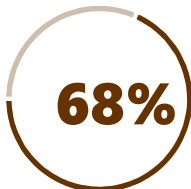







		PRECIOUS KING																																																																																				
REGION: MOROGORO		SCHOOL AVERAGE	240.8	BAND																																																																																		
DISTRICT: MOROGORO				CATEGORY		2																																																																																
SUBJECT PERFORMANCE ANALYSIS																																																																																						
<table border="1" style="width: 100%; border-collapse: collapse;"> <thead> <tr> <th style="width: 30%;">SUBJECT NAME</th> <th style="width: 10%;">AVG</th> <th style="width: 10%;">%</th> <th style="width: 10%;">RNK</th> <th style="width: 10%;"></th> <th style="width: 10%;"></th> </tr> </thead> <tbody> <tr><td>MATHEMATICS</td><td>44.5</td><td>89%</td><td>1</td><td></td><td></td></tr> <tr><td>KISWAHILI</td><td>43.9</td><td>88%</td><td>2</td><td></td><td></td></tr> <tr><td>ENGLISH</td><td>42.1</td><td>84%</td><td>3</td><td></td><td></td></tr> <tr><td>CIVIC & MORAL</td><td>39.5</td><td>79%</td><td>4</td><td></td><td></td></tr> <tr><td>SCIENCE</td><td>36.7</td><td>73%</td><td>5</td><td></td><td></td></tr> <tr><td>SOCIAL STUDIES</td><td>34.2</td><td>68%</td><td>6</td><td></td><td></td></tr> <tr> <th>BOYS/GIRLS PASS RATE</th> <th>STD</th> <th>AVG</th> <th>%</th> <th></th> <th></th> </tr> <tr><td>BOYS</td><td>10</td><td>0.46</td><td>46%</td><td></td><td></td></tr> <tr><td>GIRLS</td><td>12</td><td>0.54</td><td>54%</td><td></td><td></td></tr> </tbody> </table>						SUBJECT NAME	AVG	%	RNK			MATHEMATICS	44.5	89%	1			KISWAHILI	43.9	88%	2			ENGLISH	42.1	84%	3			CIVIC & MORAL	39.5	79%	4			SCIENCE	36.7	73%	5			SOCIAL STUDIES	34.2	68%	6			BOYS/GIRLS PASS RATE	STD	AVG	%			BOYS	10	0.46	46%			GIRLS	12	0.54	54%																							
SUBJECT NAME	AVG	%	RNK																																																																																			
MATHEMATICS	44.5	89%	1																																																																																			
KISWAHILI	43.9	88%	2																																																																																			
ENGLISH	42.1	84%	3																																																																																			
CIVIC & MORAL	39.5	79%	4																																																																																			
SCIENCE	36.7	73%	5																																																																																			
SOCIAL STUDIES	34.2	68%	6																																																																																			
BOYS/GIRLS PASS RATE	STD	AVG	%																																																																																			
BOYS	10	0.46	46%																																																																																			
GIRLS	12	0.54	54%																																																																																			
<div style="display: flex; justify-content: space-around; align-items: center;"> <div style="text-align: center;"> <p style="writing-mode: vertical-rl; transform: rotate(180deg);">KISWAHILI</p>  </div> <div style="text-align: center;"> <p style="writing-mode: vertical-rl; transform: rotate(180deg);">ENGLISH</p>  </div> <div style="text-align: center;"> <p style="writing-mode: vertical-rl; transform: rotate(180deg);">SCIENCE</p>  </div> </div> <div style="display: flex; justify-content: space-around; align-items: center; margin-top: 20px;"> <div style="text-align: center;"> <p style="writing-mode: vertical-rl; transform: rotate(180deg);">MATHEMATICS</p>  </div> <div style="text-align: center;"> <p style="writing-mode: vertical-rl; transform: rotate(180deg);">SOCIAL STUDIES</p>  </div> <div style="text-align: center;"> <p style="writing-mode: vertical-rl; transform: rotate(180deg);">CIVIC & MORAL</p>  </div> </div>																																																																																						
<table border="1" style="width: 100%; border-collapse: collapse;"> <thead> <tr> <th colspan="6" style="text-align: center;">GRADE ANALYSIS SUMMARY</th> </tr> <tr> <th style="width: 30%;">SUBJECT NAME/GRADE</th> <th style="width: 10%;">A</th> <th style="width: 10%;">B</th> <th style="width: 10%;">C</th> <th style="width: 10%;">D</th> <th style="width: 10%;">E</th> </tr> </thead> <tbody> <tr><td>MATHEMATICS</td><td>18</td><td>4</td><td>0</td><td>0</td><td>0</td></tr> <tr><td>KISWAHILI</td><td>16</td><td>6</td><td>0</td><td>0</td><td>0</td></tr> <tr><td>ENGLISH</td><td>16</td><td>4</td><td>2</td><td>0</td><td>0</td></tr> <tr><td>SCIENCE</td><td>11</td><td>5</td><td>4</td><td>0</td><td>0</td></tr> <tr><td>SOCIAL STUDIES</td><td>5</td><td>9</td><td>7</td><td>1</td><td>0</td></tr> <tr><td>CIVIC AND MORAL</td><td>7</td><td>11</td><td>3</td><td>0</td><td>0</td></tr> <tr> <th>OVERALL GRADE ANALYSIS</th> <th>NO.</th> <th>SEATED</th> <th colspan="3">%</th> </tr> <tr> <td>A</td> <td>12</td> <td rowspan="3">22</td> <td colspan="3">55%</td> </tr> <tr> <td>B</td> <td>10</td> <td colspan="3">45%</td> </tr> <tr> <td>C</td> <td>0</td> <td colspan="3">0%</td> </tr> <tr> <td>D</td> <td>0</td> <td rowspan="2">0</td> <td colspan="3">0%</td> </tr> <tr> <td>E</td> <td>0</td> <td colspan="3">0%</td> </tr> </tbody> </table>						GRADE ANALYSIS SUMMARY						SUBJECT NAME/GRADE	A	B	C	D	E	MATHEMATICS	18	4	0	0	0	KISWAHILI	16	6	0	0	0	ENGLISH	16	4	2	0	0	SCIENCE	11	5	4	0	0	SOCIAL STUDIES	5	9	7	1	0	CIVIC AND MORAL	7	11	3	0	0	OVERALL GRADE ANALYSIS	NO.	SEATED	%			A	12	22	55%			B	10	45%			C	0	0%			D	0	0	0%			E	0	0%		
GRADE ANALYSIS SUMMARY																																																																																						
SUBJECT NAME/GRADE	A	B	C	D	E																																																																																	
MATHEMATICS	18	4	0	0	0																																																																																	
KISWAHILI	16	6	0	0	0																																																																																	
ENGLISH	16	4	2	0	0																																																																																	
SCIENCE	11	5	4	0	0																																																																																	
SOCIAL STUDIES	5	9	7	1	0																																																																																	
CIVIC AND MORAL	7	11	3	0	0																																																																																	
OVERALL GRADE ANALYSIS	NO.	SEATED	%																																																																																			
A	12	22	55%																																																																																			
B	10		45%																																																																																			
C	0		0%																																																																																			
D	0	0	0%																																																																																			
E	0		0%																																																																																			
<table border="1" style="width: 100%; border-collapse: collapse;"> <thead> <tr> <th colspan="2" style="text-align: center;">BOY'S VS GIRLS' PASSRATE (%)</th> </tr> </thead> <tbody> <tr> <td style="text-align: center;"> <p style="writing-mode: vertical-rl; transform: rotate(180deg);">BOYS</p>  </td> <td style="text-align: center;"> <p style="writing-mode: vertical-rl; transform: rotate(180deg);">GIRLS</p>  </td> </tr> </tbody> </table>						BOY'S VS GIRLS' PASSRATE (%)		<p style="writing-mode: vertical-rl; transform: rotate(180deg);">BOYS</p> 	<p style="writing-mode: vertical-rl; transform: rotate(180deg);">GIRLS</p> 																																																																													
BOY'S VS GIRLS' PASSRATE (%)																																																																																						
<p style="writing-mode: vertical-rl; transform: rotate(180deg);">BOYS</p> 	<p style="writing-mode: vertical-rl; transform: rotate(180deg);">GIRLS</p> 																																																																																					
<table border="1" style="width: 100%; border-collapse: collapse;"> <thead> <tr> <th colspan="3" style="text-align: center;">OVERALL PERFORMANCE ANALYSIS</th> </tr> </thead> <tbody> <tr> <td>REGISTERED</td> <td style="text-align: center;">22</td> <td style="text-align: center;">100%</td> </tr> <tr> <td>SEATED</td> <td style="text-align: center;">22</td> <td style="text-align: center;">100%</td> </tr> <tr> <td>ABSENTEES</td> <td style="text-align: center;">0</td> <td style="text-align: center;">0%</td> </tr> <tr> <td>PASSED</td> <td style="text-align: center;">22</td> <td style="text-align: center;">100%</td> </tr> <tr> <td>FAILED</td> <td style="text-align: center;">0</td> <td style="text-align: center;">0%</td> </tr> <tr> <td>SCHOOL POSITION</td> <td colspan="2" style="text-align: center;">39</td> </tr> <tr> <td>TOTAL SCHOOLS</td> <td colspan="2" style="text-align: center;">111</td> </tr> </tbody> </table>						OVERALL PERFORMANCE ANALYSIS			REGISTERED	22	100%	SEATED	22	100%	ABSENTEES	0	0%	PASSED	22	100%	FAILED	0	0%	SCHOOL POSITION	39		TOTAL SCHOOLS	111																																																										
OVERALL PERFORMANCE ANALYSIS																																																																																						
REGISTERED	22	100%																																																																																				
SEATED	22	100%																																																																																				
ABSENTEES	0	0%																																																																																				
PASSED	22	100%																																																																																				
FAILED	0	0%																																																																																				
SCHOOL POSITION	39																																																																																					
TOTAL SCHOOLS	111																																																																																					

INDEX	NAME	SEX	MATHEMATICS		KISWAHILI		ENGLISH		SCIENCE		SOCIAL STUDIES		CIVIC & MORAL		TOTAL	AVERAGE	OVR GRADE	SCH POSITION	OVERALL POSITION
1	FRANCIS EMMANUEL	M	50	A	50	A	50	A	47	A	42	A	48	A	287	48	A	1	273.5
2	FRANKLIN NGOLE	M	48	A	44	A	48	A	48	A	46	A	46	A	280	47	A	2	557.5
3	ARON MGWENO	M	46	A	48	A	45	A	48	A	40	B	48	A	275	46	A	3	779
4	HAMISA HUSSEIN	F	50	A	40	B	48	A	46	A	48	A	40	B	272	45	A	4	1007
5	NANCYBOKE MARWA	F	48	A	40	B	50	A	41	A	46	A	44	A	269	45	A	5	1157.5
6	MAUREEN MAULID	F	46	A	46	A	44	A	45	A	44	A	40	B	265	44	A	6	1379.5
7	ANGEL SALUM	F	46	A	46	A	45	A	43	A	37	B	46	A	263	44	A	7	1527
8	FAUSTINA CHARLES	F	46	A	48	A	42	A	42	A	36	B	48	A	262	44	A	8	1582
9	REINHARD MOSSES	M	44	A	46	A	46	A	42	A	40	B	42	A	260	43	A	9	1757.5
10	ELISHA NJUKA	M	48	A	46	A	45	A	43	A	36	B	40	B	258	43	A	10	1850.5
11	JACKLINE HABIBU	F	50	A	46	A	41	A	46	A	32	B	38	B	253	42	A	11	2202.5
12	IRENE SAIMON	F	44	A	40	B	48	A	36	B	36	B	40	B	244	41	A	12	2797.5
13	ISAAC MWAMWAJA	M	38	B	44	A	42	A	38	B	34	B	42	A	238	40	B	13	3185
14	FRANK MHINA	M	42	A	43	A	39	B	33	B	36	B	36	B	229	38	B	14	3799.5
15	GLADNESS JUSTINE	F	46	A	42	A	45	A	34	B	22	C	40	B	229	38	B	15	3818.5
16	JACKLINE KIMARIO	F	42	A	40	B	45	A	32	B	26	C	38	B	223	37	B	17	4176.5
17	SAMIRA AHMED	F	44	A	47	A	44	A	24	C	24	C	40	B	223	37	B	17	4176.5
18	GIDEON PIUS NJUKA	M	46	A	34	B	36	B	17	D	28	C	38	B	199	33	B	18	5487.5
19	EMMANUEL MWIHENGA	M	42	A	44	A	34	B	27	C	20	D	32	B	199	33	B	19	5505
20	SEKUNDA FRATERINE	F	40	B	47	A	37	B	20	D	26	C	26	C	196	33	B	20	5635

INDEX	NAME	SEX	MATHEMATICS		KISWAHILI		ENGLISH		SCIENCE		SOCIAL STUDIES		CIVIC & MORAL		TOTAL	AVERAGE	OVR GRADE	SCH POSITION	OVERALL POSITION
21	MONICA CHARLES	F	36	B	40	B	29	C	30	C	28	C	26	C	189	31	B	21	5964.5
22	ABBASI SUDI	M	36	B	44	A	27	C	25	C	26	C	30	C	188	31	B	22	5988.5